

SAFARI DL LED 26 4000K /E/

Directional luminaires



Description

Directional LED-based luminaire. Designed for simple and easy mounting. The optical part with a matte PMMA diffuser provides soft diffused light that is free of glare.

Installation

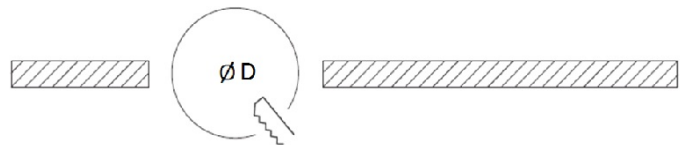
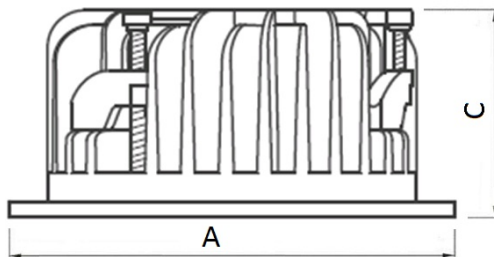
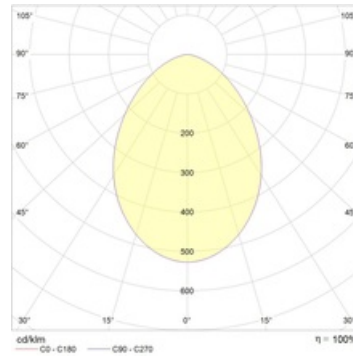
Installed recessed in Armstrong type suspended ceilings or plasterboard ceilings.

Design

Die-cast aluminium housing. The driver is located outside the housing.

Optical part

Matte PMMA diffuser. LED type: SMD.



Dimensional characteristics

A	Diameter	186 mm
C	Height	86 mm
D	Diameter (mounting)	162 mm
	Weight	1.3 kg

Technical features

1	Article no.	1997018410
2	Light source	LED
3	Luminous flux	2200 lm
4	Power compatibility	24 W
5	Energy efficiency	92 lm/W
6	Color rendering index (CRI)	>80
7	Color temperature	4000 K
8	Power factor (cosFI)	> 0,97
9	Alternating/direct current (AC/DC)	Yes
10	Dimming	-
11	Rated voltage	230 V
12	Electrical shock protection	II
13	Electromagnetic compatibility (EMC)	Yes
14	Climate application	Clm App4
15	Ambient temperature	+5 to +35 C
16	Housing color	White
17	Fire protection class	-
18	Flickering	<5%
19	Ingress protection (IP)	IP44/IP20
20	Mechanical shock protection	IK02/0,2 J
21	Energy efficiency class	A+
22	Inrush current	5 A
23	Inrush current impulse time	50 µs
24	Emergency power supply unit	No
25	Beam angle	D120
26	Warranty	60 months
27	Autonomy in emergency mode	-
28	Light flux in emergency mode	-