

MARS 2223-6

MARS series luminaires

Description

Classic series of emergency luminaires with an optional double-sided diffuser.

Installation

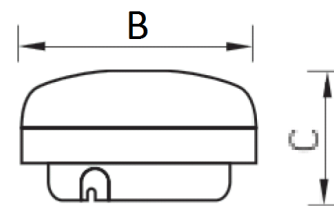
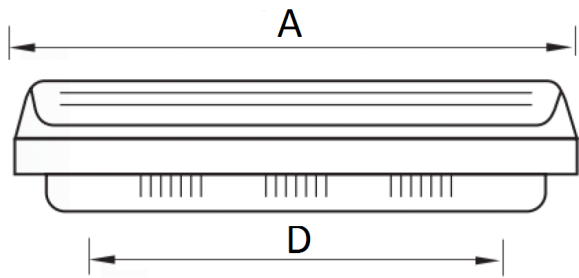
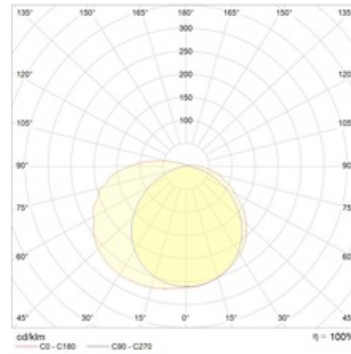
Mounted on the wall/ceiling or recessed in the wall/ceiling using ST 21 clips. Accessories (ST 21, ST 25) are ordered separately.

Design

Polycarbonate housing. An operational status LED is installed on the housing panel. Emergency lighting monitoring and control are performed from a TELEMANDO device. Rechargeable batteries are included.

Optical part

Polycarbonate diffuser. Pictograms for the luminaire and the double-sided ST 25 diffuser are supplied separately. Recognition distance 27 m. Lamps are included.



Dimensional characteristics

A	Length	255 mm
B	Width	137 mm
C	Height	60 mm
D	Length (mounting)	180 mm
	Weight	0.8 kg

Technical features

1	Article no.	4501007080
2	Light source	FL
3	Power compatibility	11 W
4	Power factor (cosFI)	= 1,00
5	Emergency power supply unit	No
6	Energy efficiency class	A...A+
7	Color rendering index (CRI)	-
8	Flickering	-
9	Luminous flux	875 lm
10	Battery Ni-Cd	(RB 2,4 V 1,6 A*h)*2
11	Rated voltage	230 V
12	Electrical shock protection	II
13	Ambient temperature	0 to +40 C
14	Climate application	Clm App4
15	Housing color	White
16	Fire protection class	-
17	Electromagnetic compatibility (EMC)	Yes
18	Ingress protection (IP)	IP22
19	Mechanical shock protection	IK02/0,2 J
20	Alternating/direct current (AC/DC)	Yes
21	Autonomy in emergency mode	3
22	Emerg. work type	maintained
23	Average brightness	250
24	Identification distance	27
25	Warranty	36 months
26	Light flux in emergency mode	100 lm