

INSEL LB/S LED 120 D140 HFD 5000K /E/

INSEL Series surface-mounted luminaires



Description

INSEL LB/S LED series LED-based industrial luminaires designed for plant floors with 5 m to 12 m ceiling height, sports facilities, and petrol stations. Compact dimensions, high IP rating, high energy efficiency. Versions can be manufactured with light control function and a built-in light sensor.

Installation

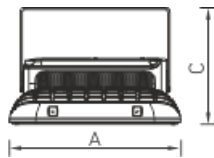
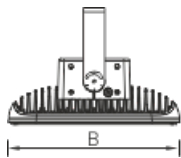
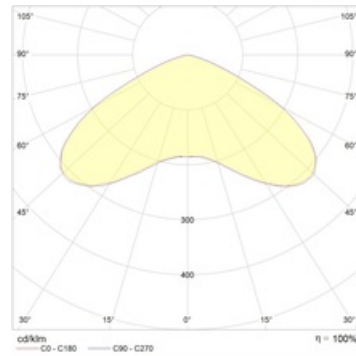
Luminaires are installed from the ceiling surface indoors or under the shelter. Luminaires may be fixed at the wall or console by means of wall mounting bracket INSEL LB/S LED (order code – 2334000010) or pole mounting bracket INSEL LB/S LED (order code – 2334000020).

Design

Casing of pressure-cast aluminum, covered with white powder paint.

Optical part

Secondary optics of PMMA with different light distribution angles. Translucent tempered glass. LED type: SMD.



Dimensional characteristics

A	Length	335 mm
B	Width	335 mm
C	Height	190 mm
D	Length (mounting)	200 mm
E	Width (mounting)	200 mm
	Weight	10.7 kg

Technical features

1	Article no.	1997029170
2	Light source	LED
3	Luminous flux	12200 lm
4	Power compatibility	120 W
5	Energy efficiency	102 lm/W
6	Color rendering index (CRI)	>80
7	Color temperature	5000 K
8	Power factor (cosFI)	> 0,98
9	Alternating/direct current (AC/DC)	Yes
10	Dimming	protocol DALI
11	Rated voltage	230 V
12	Electrical shock protection	I
13	Electromagnetic compatibility (EMC)	Yes
14	Climate application	Clm App1
15	Ambient temperature	-40 to +60 C
16	Housing color	White
17	Fire protection class	I,II,IIa,III
18	Flickering	<2%
19	Ingress protection (IP)	IP66
20	Mechanical shock protection	IK08/6,5 J
21	Energy efficiency class	A+
22	Inrush current	60 A
23	Inrush current impulse time	1000 µs
24	Emergency power supply unit	No
25	Beam angle	D140
26	Warranty	60 months
27	Autonomy in emergency mode	-
28	Light flux in emergency mode	-
29	Color of light	Белый