

HB LED 225 D60 5000K /E/

LED luminaires for high spans



Description

Updated generation of energy efficient modular luminaires for illuminating industrial shop floors and logistics facilities with ceilings higher than 8 m. The key advantages of this series are high luminous efficiency and a unique heat removal system that ensures stable characteristics during the entire service life. For operating in harsh environmental conditions and firehazardous areas, the luminaires can be supplied with a clear tempered glass. For warehouse lighting applications, a special optics is available (D50x20) that provides optimum illumination of the interrack space and rack sides.

Installation

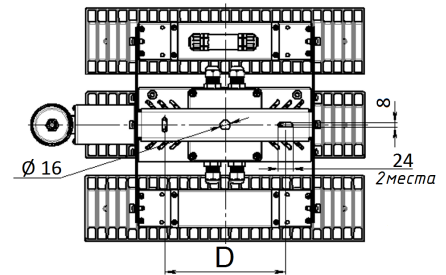
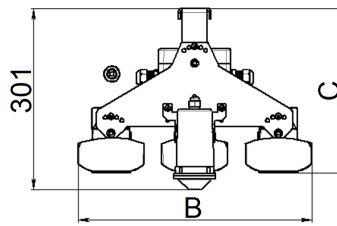
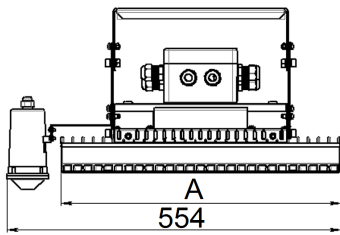
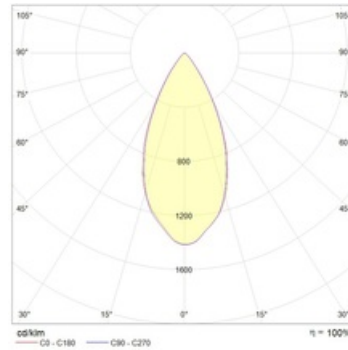
Mounted on the ceiling or wall surface using an U-bracket. Adjustable angle relative to the mounting surface (0 to 45deg). Modules can be tilted 0 to 36deg relative to the U-bracket. Can be suspended.

Design

Metallic painted cast aluminum housing. LED modules with secondary optics and a driver are installed inside the housing. HB LED 225-300 has two LED modules, two connection brackets, and a U-bracket for suspension.

Optical part

Polycarbonate lenses. As an option, the luminaires can be supplied with a clear tempered glass.



Dimensional characteristics

A	Length	463 mm
B	Width	389 mm
C	Height	248 mm
D	Length (mounting)	180 mm
	Weight	11 kg

Technical features

1	Article no.	1997021970
2	Light source	LED
3	Luminous flux	24900 lm
4	Power compatibility	220 W
5	Energy efficiency	113 lm/W
6	Color rendering index (CRI)	>70
7	Color temperature	5000 K
8	Power factor (cosFI)	> 0,95
9	Alternating/direct current (AC/DC)	Yes
10	Dimming	-
11	Rated voltage	230 V
12	Electrical shock protection	I
13	Electromagnetic compatibility (EMC)	Yes
14	Climate application	Clm App1
15	Ambient temperature	-50 to +55 C
16	Housing color	Metallic
17	Fire protection class	II
18	Flickering	<1%
19	Ingress protection (IP)	IP66
20	Mechanical shock protection	IK10/20 J
21	Energy efficiency class	A+
22	Inrush current	50 A
23	Inrush current impulse time	350 µs
24	Emergency power supply unit	No
25	Beam angle	D60
26	Warranty	60 months
27	Autonomy in emergency mode	-
28	Light flux in emergency mode	-
29	Color of light	White