

HB LED 225 D60 4000K /E/

LED luminaires for high spans



Description

Updated generation of energy efficient modular luminaires for illuminating industrial shop floors and logistics facilities with ceilings higher than 8 m. The key advantages of this series are high luminous efficiency and a unique heat removal system that ensures stable characteristics during the entire service life. For operating in harsh environmental conditions and firehazardous areas, the luminaires can be supplied with a clear tempered glass. For warehouse lighting applications, a special optics is available (D50x20) that provides optimum illumination of the interrack space and rack sides.

Installation

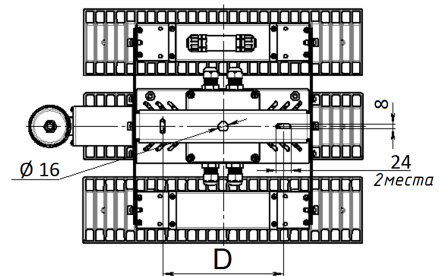
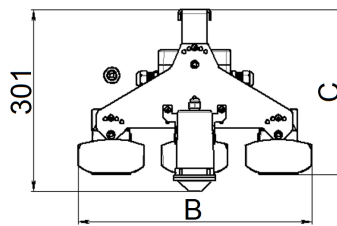
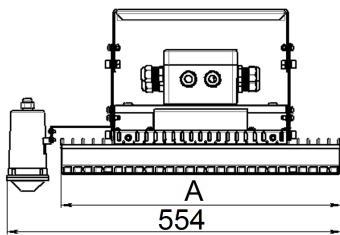
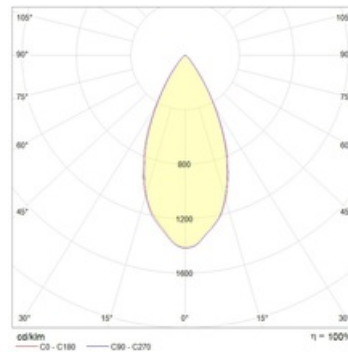
Mounted on the ceiling or wall surface using an U-bracket. Adjustable angle relative to the mounting surface (0 to 45deg). Modules can be tilted 0 to 36deg relative to the U-bracket. Can be suspended.

Design

Metallic painted cast aluminum housing. LED modules with secondary optics and a driver are installed inside the housing. HB LED 225-300 has two LED modules, two connection brackets, and a U-bracket for suspension.

Optical part

Polycarbonate lenses. As an option, the luminaires can be supplied with a clear tempered glass.



Dimensional characteristics

| | | |
|---|-------------------|--------|
| A | Length | 463 mm |
| B | Width | 389 mm |
| C | Height | 248 mm |
| D | Length (mounting) | 180 mm |
| | Weight | 11 kg |

Technical features

| | | |
|----|-------------------------------------|--------------|
| 1 | Article no. | 1997023970 |
| 2 | Light source | LED |
| 3 | Luminous flux | 24200 lm |
| 4 | Power compatibility | 220 W |
| 5 | Energy efficiency | 110 lm/W |
| 6 | Color rendering index (CRI) | >80 |
| 7 | Color temperature | 4000 K |
| 8 | Power factor (cosFI) | > 0,96 |
| 9 | Alternating/direct current (AC/DC) | Yes |
| 10 | Dimming | - |
| 11 | Rated voltage | 230 V |
| 12 | Electrical shock protection | I |
| 13 | Electromagnetic compatibility (EMC) | Yes |
| 14 | Climate application | Clm App1 |
| 15 | Ambient temperature | -50 to +55 C |
| 16 | Housing color | Metallic |
| 17 | Fire protection class | II |
| 18 | Flickering | <1% |
| 19 | Ingress protection (IP) | IP66 |
| 20 | Mechanical shock protection | IK10/20 J |
| 21 | Energy efficiency class | A+ |
| 22 | Inrush current | 50 A |
| 23 | Inrush current impulse time | 350 µs |
| 24 | Emergency power supply unit | No |
| 25 | Beam angle | D60 |
| 26 | Warranty | 60 months |
| 27 | Autonomy in emergency mode | - |
| 28 | Light flux in emergency mode | - |
| 29 | Color of light | White |