

## DL POWER LED 40 D40 4000K /E/

Directional luminaires

### Description

High-power LED-based luminaire of a unique style. Ideal for rooms with ceilings up to 8 m high. Luminous efficacy up to 90 lm/W. Reflector angles from medium (40 deg) to wide (80 deg). Wide choice of installation options

### Installation

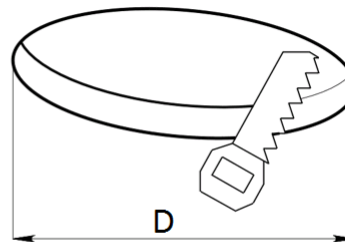
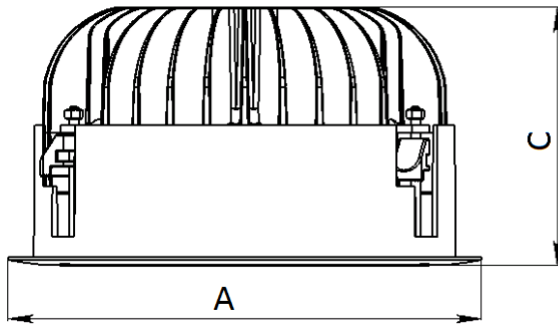
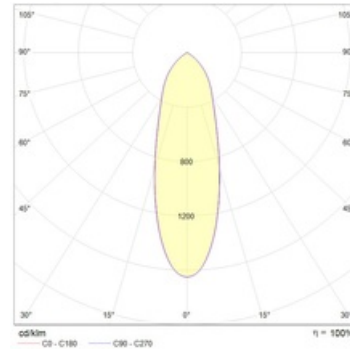
Installed recessed in Armstrong type suspended ceilings, plasterboard ceilings, or Grilliato type ceilings (on a wire rope suspension).

### Design

Die-cast aluminum housing. A LED module with secondary optics is installed in the housing. The driver is located outside of the housing.

### Optical part

Satin PMMA diffuser. LED type: COB. Reflector angles: 40, 60 or 80 degrees.



### Dimensional characteristics

A	Diameter	234 mm
C	Height	127 mm
D	Diameter (mounting)	210 mm
	Weight	2.9 kg

## Technical features

1	Article no.	1997015440
2	Light source	LED
3	Luminous flux	3450 lm
4	Power compatibility	34 W
5	Energy efficiency	101 lm/W
6	Color rendering index (CRI)	>85
7	Color temperature	4000 K
8	Power factor (cosFI)	> 0,94
9	Alternating/direct current (AC/DC)	Yes
10	Dimming	-
11	Rated voltage	230 V
12	Electrical shock protection	II
13	Electromagnetic compatibility (EMC)	Yes
14	Climate application	Clim App4
15	Ambient temperature	+5 to +35 C
16	Housing color	White
17	Fire protection class	-
18	Flickering	<1%
19	Ingress protection (IP)	IP20
20	Mechanical shock protection	IK02/0,2 J
21	Energy efficiency class	A+
22	Inrush current	20 A
23	Inrush current impulse time	0 µs
24	Emergency power supply unit	No
25	Beam angle	D40
26	Warranty	60 months
27	Autonomy in emergency mode	-
28	Light flux in emergency mode	-