

CHARON S 280 WH 100 IP44

Surface-mounted glass luminaire



Description

Surface mounted luminaire that creates a diffuse lighting. Allowed installation part of models on the wall. Diffuser made of hand blown three-layered opal glass. Mounting plate made of sheet steel, painted white. In the PLUS models optional decorative ring, standard color ring: CH – chrome. Possible additional decorative rings colors: WH – white, BR – brass, SS – stainless steel.

Installation

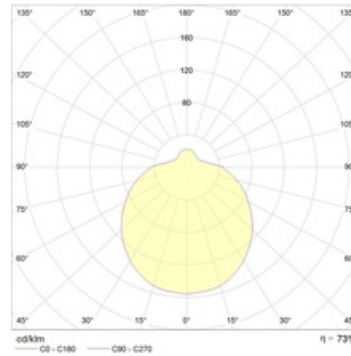
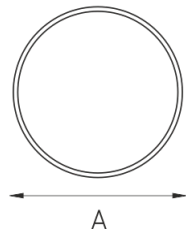
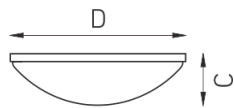
On a ceiling or wall.

Design

Surface-mounted luminaire. The diffuser is attached to a metal plate using special latches. The control gear is installed on the plate.

Optical part

Opal diffuser.



Dimensional characteristics

A	Diameter	280 mm
C	Height	125 mm
D	Diameter (mounting)	240 mm
	Weight	2.1 kg

Technical features

1	Article no.	1536000050
2	Light source	IL
3	Luminous flux	1360 lm
4	Power compatibility	100 W
5	Energy efficiency	10 lm/W
6	Color rendering index (CRI)	-
7	Color temperature	-
8	Power factor (cosFI)	= 1,00
9	Alternating/direct current (AC/DC)	No
10	Dimming	-
11	Rated voltage	230 V
12	Electrical shock protection	I
13	Electromagnetic compatibility (EMC)	Yes
14	Climate application	CIm App4
15	Ambient temperature	+5 to +35 C
16	Housing color	White
17	Fire protection class	III
18	Flickering	<5%
19	Ingress protection (IP)	IP44
20	Mechanical shock protection	IK02/0,2 J
21	Energy efficiency class	E
22	Inrush current	-
23	Inrush current impulse time	0 µs
24	Emergency power supply unit	No
25	Beam angle	-
26	Warranty	36 months
27	Autonomy in emergency mode	-
28	Light flux in emergency mode	-