

# BS 2031-1 GW2

BS series luminaires



### Description

Miniature decorative emergency luminaires for indoor corridor and stair step lighting. The series is available in different housing shapes and colors.

### Installation

Installed recessed in walls or stair steps using a socket mounting box (not included).

### Design

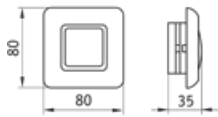
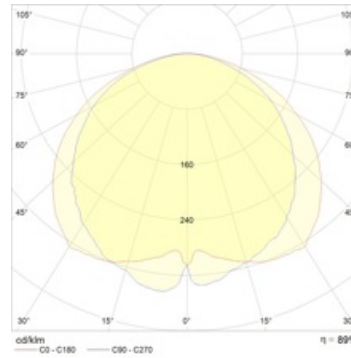
Polycarbonate housing. The housing panel contains two main lighting LEDs (color depends on the version) and an incandescent lamp used for emergency lighting. Emergency lighting testing and control are performed from a TELEMANDO device. Rechargeable batteries are included.

### Optical part

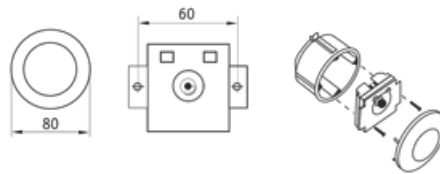
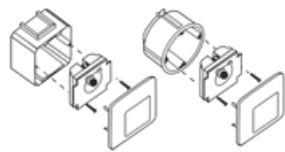
Matte polycarbonate diffuser in a square or round decorative frame (color depends on the version) made of the same material. The lamp is included.



Габаритные и установочные размеры



BS – 2W, BS – 2T  
Рис. 1



BS – 1W, BS – 1T  
Рис. 2

### Dimensional characteristics

A	Length	80 mm
B	Width	80 mm
C	Height	35 mm
	Weight	0.1 kg

## Technical features

1	Article no.	4501007310
2	Light source	IL
3	Socle	E10
4	Number of Lamps	1
5	Power compatibility	0.8 W
6	Ballast	ECG
7	Dimming	-
8	Power factor (cosFI)	-
9	Alternating/direct current (AC/DC)	-
10	Rated voltage	220 V
11	Electrical shock protection	II
12	Electromagnetic compatibility (EMC)	Yes
13	Climate application	Clm App4
14	Ambient temperature	0 to +40 C
15	Housing color	Golden
16	Fire protection class	-
17	Flickering	-
18	Ingress protection (IP)	IP20
19	Mechanical shock protection	-
20	Energy efficiency class	-
21	Emergency power supply unit	No
22	Beam angle	-