

BELL/S LED 35 W D25 4000K /E/



Spot lighting luminaire with BELL/S concentrating optics

Description

Adjustable LED-based luminaire with concentrating optics for installation on three-phase euro-DIN track. The stylish design, absence of a visible driver box, choice of colour temperatures, reflector angles from narrow (15 degrees) to medium (45 degrees), and optical filters make it ideal for a variety of lighting and design applications.

Installation

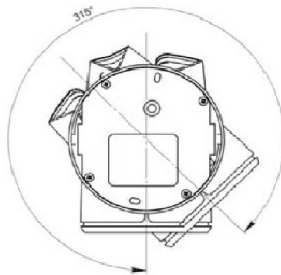
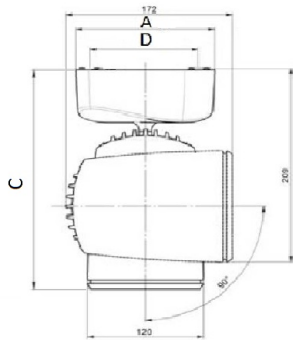
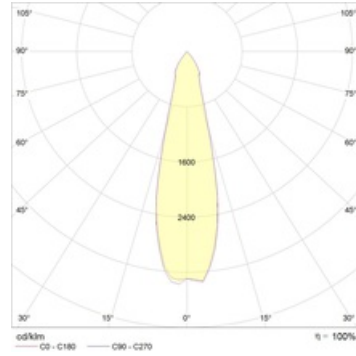
Mounted on a surface.

Design

Powder-painted die-cast aluminum housing. The luminaire can be tilted up to 90 degrees from the vertical and up to 355 degrees from the horizontal. Driver is located in a separate box.

Optical part

Aluminium reflector. Tempered glass diffuser. LED type: COB.



Dimensional characteristics

A	Diameter	120 mm
C	Height	240 mm
D	Length (mounting)	120 mm
	Weight	2.3 kg

Technical features

1	Article no.	1997014910
2	Light source	LED
3	Luminous flux	3950 lm
4	Power compatibility	35 W
5	Energy efficiency	113 lm/W
6	Color rendering index (CRI)	>80
7	Color temperature	4000 K
8	Power factor (cosFI)	> 0,96
9	Alternating/direct current (AC/DC)	Yes
10	Dimming	-
11	Rated voltage	230 V
12	Electrical shock protection	I
13	Electromagnetic compatibility (EMC)	Yes
14	Climate application	Clim App4
15	Ambient temperature	+5 to +35 C
16	Housing color	White
17	Fire protection class	-
18	Flickering	<5%
19	Ingress protection (IP)	IP20
20	Mechanical shock protection	IK02/0,2 J
21	Energy efficiency class	A+
22	Inrush current	10 A
23	Inrush current impulse time	0 µs
24	Emergency power supply unit	No
25	Beam angle	D25
26	Warranty	60 months
27	Autonomy in emergency mode	-
28	Light flux in emergency mode	-